

Health Care and the 2012 Election: Implications for Massachusetts

Robert J. Blendon, Sc.D.
Richard L. Menschel Professor/
Professor of Health Policy and Political Analysis
Harvard School of Public Health

October 18, 2012

Supported by the Robert Wood Johnson Foundation

Key Findings

- Health care is the second ranked issue in this election
- More than one in five choose health care, Medicare, Medicaid or abortion as their top voting issue
- Americans remain divided on the national health care law, with large partisan differences in views and values
- Changing Medicare to a Ryan-type reform has little public support
- Medicaid is less of a salient issue, but most oppose moving to a block grant program
- Americans divided on abortion issue, with more favoring restrictions on availability
- However, most oppose not having it available for rape and incest

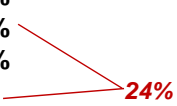
Health Care as an Issue in the Election: The Four Debates

- I. National Health Care Law
- II. Medicare
- III. Medicaid
- IV. Abortion

Most Important Issue in Deciding 2012 Presidential Vote

% of Likely Voters

| | |
|--------------------------------------|-----|
| Economy/jobs | 51% |
| Health Care and Medicare | 20% |
| The Federal Budget deficit and taxes | 14% |
| Abortion | 4% |
| The war in Afghanistan | 2% |
| Immigration | 2% |
| Terrorism and national security | 1% |

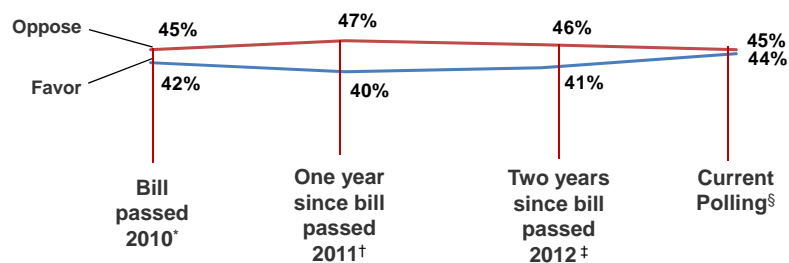


RJ Blendon, JM Benson, A Brulé, NEJM.org, October 11, 2010.

First Debate: National Health Care Law

Public Attitudes about the Affordable Care Act

Average of available polls in each time period



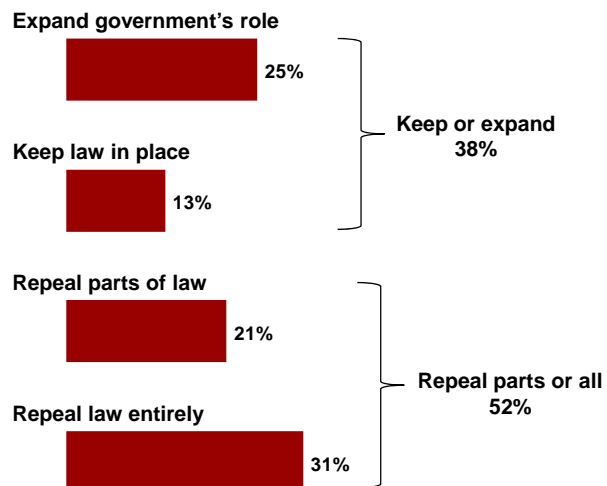
*KFF April 2010; AP-GfK March 2010; Gallup-USA Today March 2010; WP March 2010; Pew Research Center April 2010; CBS March-April 2010.

†KFF April 2011; AP-GfK March 2011; Gallup March 2011; ABC-WP January 2011; Pew Research Center January 2011; CBS February 2011.

‡KFF April 2012; AP-GfK February 2012; Gallup-USA Today February 2012; ABC-WP March 2012; Pew Research Center March 2012; CBS-NYT March 2012.

§KFF September 2012; ABC-WP July 2012; Pew Research Center June-July 2012; Reuters-Ipsos July 2012; NBC-WSJ July 2012; NPR July 2012; CBS-NYT September 2012.

Public Opinion about Future of National Health Care Law



Gallup poll, July 2012. (Post-Supreme Court Decision)

Public's Views on who will Benefit from the National Health Care Law

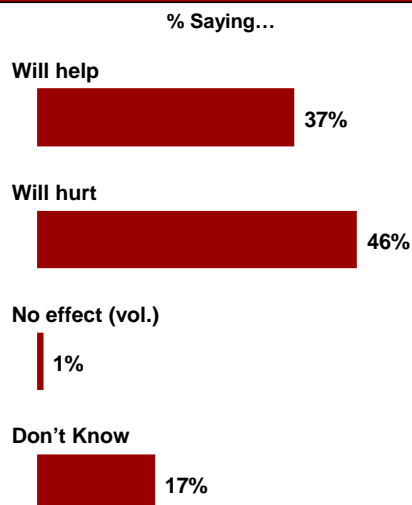
% of public who say the 2010 health care law will *make things better* for...

| | |
|--|-----|
| The poor ¹ | 60% |
| People who currently do not have health insurance ² | 59% |
| People who get sick ² | 55% |
| People who currently have health insurance ² | 36% |
| Businesses ² | 33% |
| Taxpayers ² | 30% |

¹United Technologies/National Journal Congressional Connection poll September 2012.

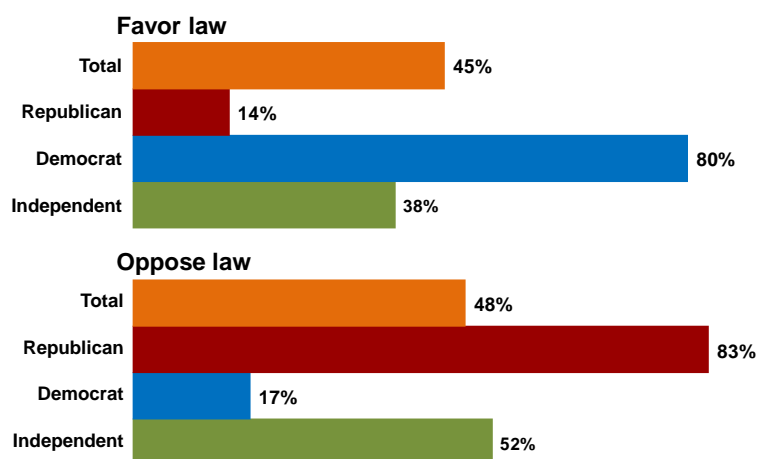
²Gallup poll July 2012.

How Will National Health Care Law Impact Economy?

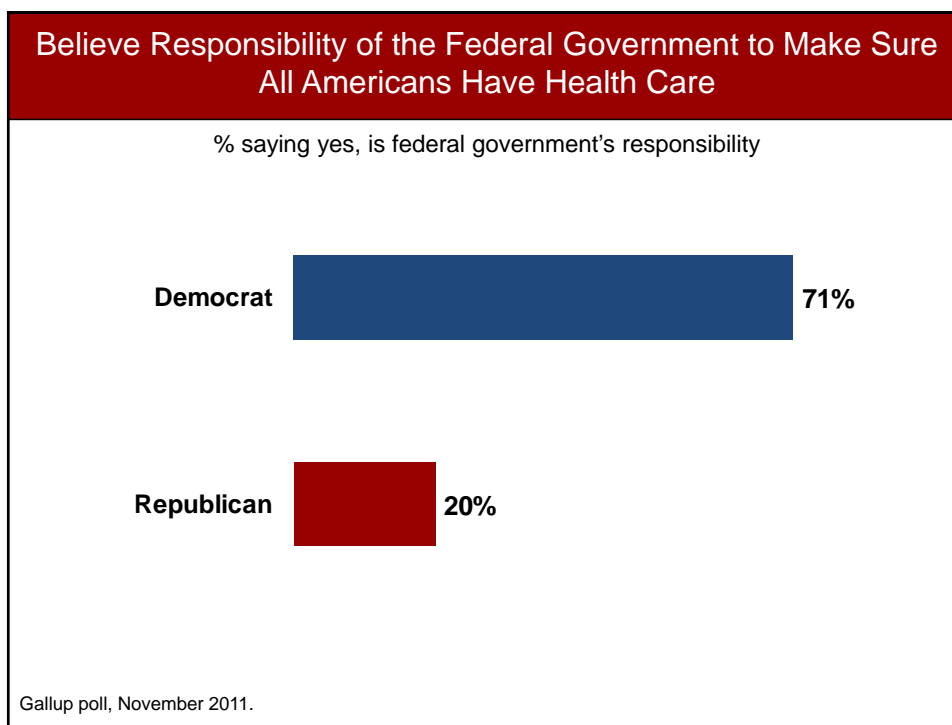
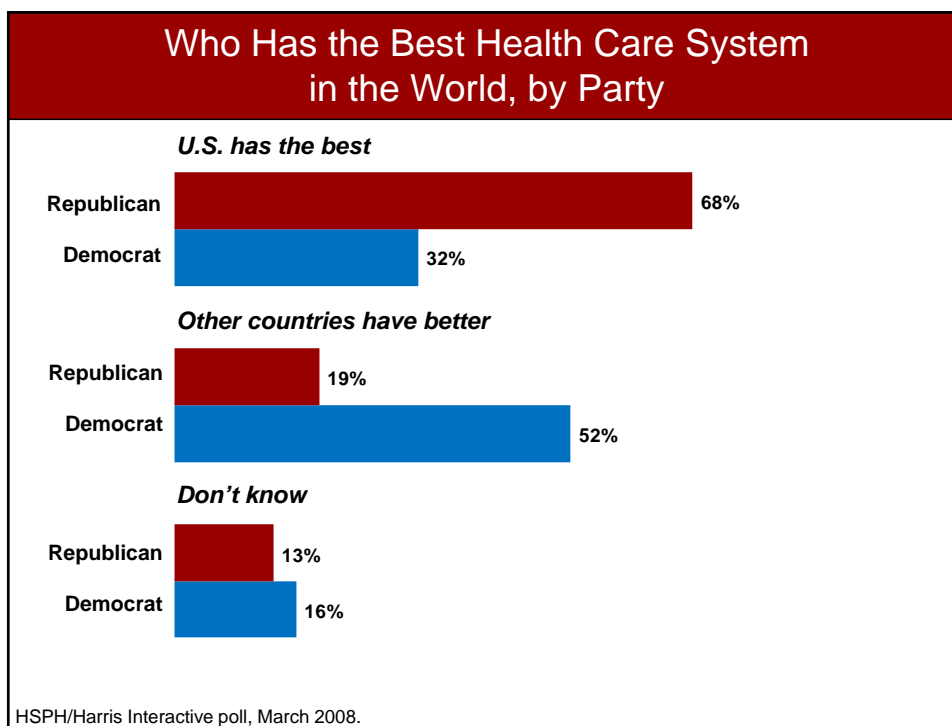


Note: "(vol.)" = volunteered response
Gallup poll, June 2012. (Post-Supreme Court Decision)

Public Support for National Health Care Law, by Party



ABC News/Washington Post Poll poll, July 2012. (Post-Supreme Court Decision)



Concern about Government Involvement in Health Care, by Party

% Saying they are concerned about the government becoming too involved in health care

Republican



88%

Democrat



37%

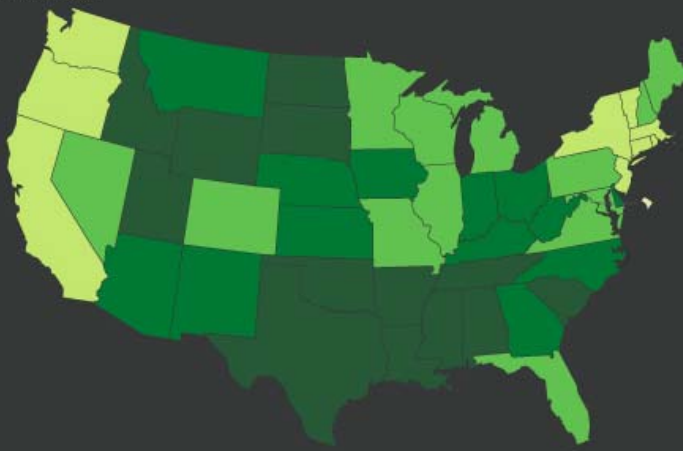
Pew Poll, June 2012

States by Political Ideology

State of the States, Midyear 2009
Ideology: % Conservative minus % Liberal

GALLUP POLL

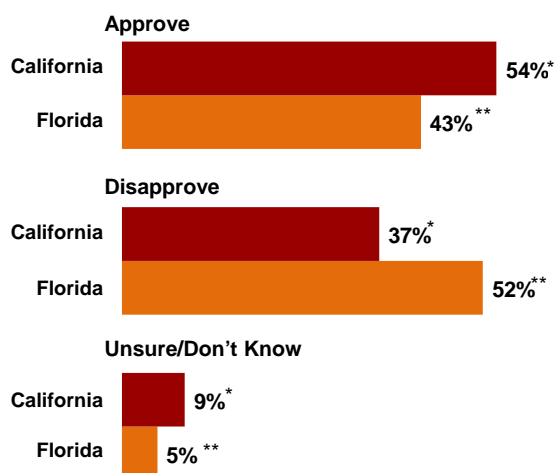
- Most Conservative
- More Conservative
- Somewhat Conservative
- Less Conservative
- Liberal



<http://www.gallup.com/poll/122333/political-ideology-conservative-label-prevails-south.aspx>

Public Approval of the National Health Care Law in California and Florida

Asked of Registered "Likely" Voters

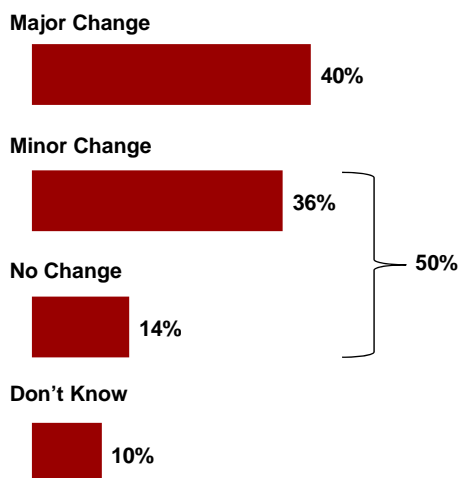


*Field Research Corporation Poll, July 2012.

**Tampa Bay Times/Miami Herald/Bay News 9 poll, July 2012.

The Second Debate: Medicare

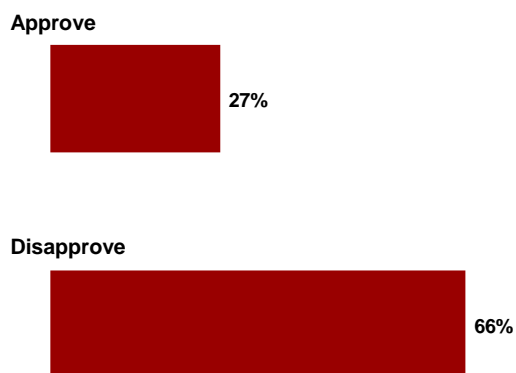
Views of Changing Medicare to Keep Financially Sound



CBS News/New York Times Poll, September 2012.

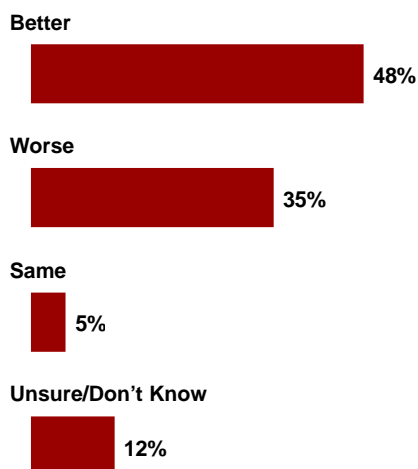
Public Support for the Republican (Ryan) Plan for Medicare

Average of four polls



ABC/Washington Post Poll, August 2012. United Technologies/National Journal Congressional Connection Poll September, 2012. CBS News/New York Times Poll, September 2012. Kaiser Family Foundation, September 2012.

Public's Opinion on Whether National Health Care Law Will Make Things Better or Worse for Those 65 and Older



United Technologies/National Journal Congressional Connection poll September 2012.

The Third Debate: Medicaid

Importance of Medicare and Medicaid

*For those 50+
% saying they Medicare/Medicaid is or they expect Medicare/Medicaid will be important for them personally during their retirement*

Importance of Medicare



Importance of Medicaid



■ Very important ■ Somewhat important ■ Not very important ■ Not at all important

NPR/Robert Wood Johnson Foundation/Harvard School of Public Health: "Health and Retirement Poll," July 25-August 18, 2011.

Public Support for the Medicaid Block Grants

Average of two polls

Approve



Disapprove



Kaiser Family Foundation poll, May 2011. Quinnipiac University Poll, April 2011.

The Fourth Debate: Abortion

Public Opinion about Abortion



Should abortion be legal when the pregnancy was caused by rape or incest?



CNN poll, August 2012.

